

Table of Contents



DINING TABLES pages 3 - 13



CHAIRS & BENCHES pages 14 - 29



ROCKERS/CHILDREN'S FURNITURE page 30



BUFFETS & CHINA HUTCHES pages 31 - 39



BEDS pages 40 - 56



BEDROOM FURNITURE pages 57 - 62



OCCASIONAL TABLES pages 63 - 64



COMPUTER DESKS page 65



ENTERTAINMENT UNITS page 66 - 69



BOOKCASES pages 70 - 72



PERSONALIZED DESIGN OPTIONS pages 73 - 80



PERSONALIZED FINISHES pages 81 - 85



STANDARD DESIGN FEATURES page 86

Please note:

All furniture is custom made to your specifications and can not be canceled or changed once production has started

AMERICAN CRAFTSMAN FURNITURE USA

A - TOP & TABLE EDGE OPTIONS




A1 - Step Top




A3 - Cove Top



A5 - Undercut Top



A2 - Square Top



A4 - Rounded Top

F - LEG OPTIONS



F1 - Saber Leg



F2 - Turned Leg



F3 - Casual Leg



F4 - Cottage Leg



F5 - Queen Ann Leg



F7 - Country French Leg



F8 - Mission Leg



F9 - PB Leg



F9(a) - PB 5x5 Leg



F10 - Farm Leg



F11 - Cambridge Leg



F12 - Twisted Leg



F13 - Lexington Leg



F - PEDESTAL OPTIONS

AVAILABLE AS SINGLE OR DOUBLE PEDESTAL ON TABLES Additional Charges for Pedestal Options Shown Below: F10



F10(a)
Traditional Pedestal "TP"



F10(b)
Provence Pedestal "TP"



F10(c)
Country French Pedestal "CFP"



F10(d)
Boston Pedestal "BP"



F10(f)
Hearthstone Pedestal "HP"



F10(g)
Woodbridge Pedestal "WP"



F10(h)
Luca Pedestal "LP"



F10(i)
Armand Pedestal "AP"



F10(j)
Frances Pedestal "FP"

AMERICAN CRAFTSMAN FURNITURE USA



Table shown with Farm Leg (F10)
Shown with Premium Painted Finish

✦ Rectangular Extension Table

Model # 5211

38" x 54" x 30" H - Std. w/ 2 - 12" Leaves

Model # 5212

42" x 60" x 30" H - Std. w/ 2 - 12" Leaves

Model # 5213

42" x 66" x 30" H - Std. w/ 2 - 12" Leaves

*Available with 1 or 2 Additional Leaves
Optional Self Storing Leaves
Optional Gear Slides*



Table shown with Country French Leg (F7)



Table shown with Cottage Leg (F4)

✦ Oval Extension Table

Model #5221

38" x 54" x 30" H - Std. w/ 2 - 12" Leaves

Model # 5222

42" x 60" x 30" H - Std. w/ 2 - 12" Leaves

Model # 5223

42" x 66" x 30" H - Std. w/ 2 - 12" Leaves

*Available with 1 or 2 Additional Leaves
Optional Self Storing Leaves
Optional Gear Slides*

AMERICAN CRAFTSMAN FURNITURE USA



✦ Clip Corner Table

Model # 5231

38" x 54" x 30" H - Std. w/ 2 - 12" Leaves

Model # 5232

42" x 60" x 30" H - Std. w/ 2 - 12" Leaves

Model # 5233

42" x 66" x 30" H - Std. w/ 2 - 12" Leaves

*Available with 1 or 2 Additional Leaves
Optional Self Storing Leaves
Optional Gear Slides*



✦ Square Tables

Model # 5245-SQ

42" x 42" x 30" H - Std. w/ 2 - 12" Leaves

Model # 5246-SQ

48" x 48" x 30" H - Std. w/ 2 - 12" Leaves

Model # 5247-SQ

54" x 54" x 30" H - Std. w/ 1 - 18" Leaf

Model # 5248-SQ

60" x 60" x 30" H - Std. w/ 1 - 18" Leaf

*Available with:
Pub Height 36" or 42" High
Single Pedestal Option*



Table shown with Saber Leg (F1)

AMERICAN CRAFTSMAN FURNITURE USA

✠ Round Tables

Model # 5241-RD

42" x 42" x 30" H - Std. w/ 2 - 12" Leaves

Model # 5242-RD

48" x 48" x 30" H - Std. w/ 2 - 12" Leaves

Model # 5243-RD

54" x 54" x 30" H - Std. w/ 1 - 18" Leaf

Model # 5244-RD

60" x 60" x 30" H - Std. w/ 1 - 18" Leaf

*Available with:
Pub Height 36" or 42" High
Single Pedestal Option*



Table shown with Provence Pedestal



Table shown with Boston Pedestal



Table shown with Hearthstone Pedestal

AMERICAN CRAFTSMAN FURNITURE USA



Tables shown with Luca Pedestal



Table Shown in Pub Height



Table shown with Woodbridge Pedestal



Table shown with Frances Pedestal



Table shown with Armand Pedestal

AMERICAN CRAFTSMAN FURNITURE USA



✦ Drop Leaf Table

Model # 5251

30" x 36" x 30" H (Leaves Down)
46" x 36" x 30" H (Leaves Up)

Model # 5252

30" x 48" x 30" H (Leaves Down)
46" x 48" x 30" H (Leaves Up)

Model # 5253

30" x 60" x 30" H (Leaves Down)
46" x 60" x 30" H (Leaves Up)

Model # 5254

30" x 72" x 30" H (Leaves Down)
46" x 72" x 30" H (Leaves Up)

Available with Rounded ("RD") or Square ("SQ") Leaves. Add "RD" to the end of the model number.

For example, 5251-RD.



Table Shown with Farm Leg (F10)

✦ Farm Table

Model # 5281

28" x 48" x 30" H

Model # 5282

36" x 60" x 30" H

Farm Table Drawers Available

AMERICAN CRAFTSMAN FURNITURE USA



✦ Stow-Away Table

14" Leaves

Model # 9291-3660	36" x 60" x 30" H
Model # 9291-3672	36" x 72" x 30" H
Model # 9291-4260	42" x 60" x 30" H
Model # 9291-4266	42" x 66" x 30" H
Model # 9291-4272	42" x 72" x 30" H
Model # 9291-4284	42" x 84" x 30" H
Model # 9291-4860	48" x 60" x 30" H
Model # 9291-4866	48" x 66" x 30" H
Model # 9291-4872	48" x 72" x 30" H

18" Leaves

Model # 9292-3672	36" x 72" x 30" H
Model # 9292-4266	42" x 66" x 30" H
Model # 9292-4272	42" x 72" x 30" H
Model # 9292-4284	42" x 84" x 30" H
Model # 9292-4866	48" x 66" x 30" H
Model # 9292-4872	48" x 72" x 30" H

Tongue & Groove Breadboard Ends on Table Only (Not on Leaves)



AMERICAN CRAFTSMAN FURNITURE USA



Table shown with Cambridge Leg (F11)

✦ Boat Shape Table

Model # 5271

38" x 54" x 30" H - Std. w/ 2 - 12" Leaves

Model # 5272

42" x 60" x 30" H - Std. w/ 2 - 12" Leaves

Model # 5273

42" x 66" x 30" H - Std. w/ 2 - 12" Leaves

*Available with 1 or 2 Additional Leaves
Optional Self Storing Leaves
Optional Gear Slides*



✦ Bungalow Table

Model # 7000

42" x 72" x 30" H - Solid Top or w/ 2-4 12" Leaves

Model # 7001

48" x 72" x 30" H - Solid Top or w/ 2-4 12" Leaves

*Trestle Base is 42" Wide
Self-Store Options:
42x72 (stores 4 leaves -2 w/aprons & 2 without)
48x72 (stores 4 leaves without aprons)*

✦ Bungalow Bench

Model # 7002

72" x 12 1/2" x 18"H - Solid Top or w/2-4 Leaves

Comes Standard with Leaf Storage Box that stores 4 Leaves



AMERICAN CRAFTSMAN FURNITURE USA



Table Shown in Pub Height

✠ Liberty Table

Model # 9220
48" x 48" x 30" H - Solid Top or w/ 2-3
12" Leaves

Model # 9221
54" x 54" x 30" H - Solid Top or w/2-3
12" Leaves

Model # 9222
60" x 60" x 30" H - Solid Top or w/2 -
12" Leaves

Model #9223
72" x 72" x 30" H - Solid Top

*Available with:
Pub Height 36" or 42" High*



✠ Woodbridge Table

Model # 9224
42" x 72" x 30" H - Solid Top or w/ 2 -
12" Leaves

Model # 9225
42" x 80" x 30" H - Solid Top or w/2 -
12" Leaves

Model # 9226
48" x 72" x 30" H - Solid Top or w/ 2 -
12" Leaves

Model # 9227
48" x 80" x 30" H - Solid Top or w/ 2 -
12" Leaves

*Trestle Base is 50"long x 32"wide
Self-Stores Leaves Without Aprons*

*Available with: Optional 1 3/8"
Hand-Planked Top and Bread Board Ends*



Planked Top Detail

AMERICAN CRAFTSMAN FURNITURE USA



✦ Barnwood Trestle Table

Model # 9228

42" x 80" x 30" H - Solid Top



✦ Lifestyle Trestle Table

Model # 9229

42" x 72" x 30" H - Solid Top

Model # 9229-84

42" x 84" x 30" H - Solid Top

Model # 9229-96

42" x 96" x 30" H - Solid Top

Model # 9230

48" x 72" x 30" H - Solid Top

Model # 9230-84

48" x 84" x 30" H - Solid Top

Model # 9230-96

48" x 96" x 30" H - Solid Top

1 1/2" Thick Live Edge Top

Black Powder Coated Metal Base Trestle

Trestle Base is 42" Between on 72" Table

Trestle Base is 48" Between on 84" & 96" Table

✦ Lifestyle Bench

Model # 9124

72" x 12 1/2" x 18" H

Model # 9124-84

84" x 12 1/2" x 18" H



AMERICAN CRAFTSMAN FURNITURE USA



✦ Avesta Barnwood Table

Model # 9231
42" x 72" x 30" H - Solid Top

Model # 9232
42" x 84" x 30" H - Solid Top

Model # 9233
48" x 72" x 30" H - Solid Top

Model # 9234
48" x 84" x 30" H - Solid Top

*1 5/8" Thick Top
Reclaimed Barnwood with mixture of Red Oak & White Oak in flat sawn or 1/4 sawn. These are one-of-a-kind tops and have no options on amount of nail holes, wood mixture, or wood edge tone.*



✦ Castillo Table

Model # 9235
42" x 72" x 30" H - Solid Top or w/2-3 - 16" Leaves

Model # 9236
48" x 72" x 30" H - Solid Top or w/2-3 - 16" Leaves

*1 3/8" Planked Top w/Sawmarks
Self-Store Options:
42" w Stores 1 leaf w/apron
48" w Stores 1 leaf w/out apron*

✦ Castillo Bench

Model # 9131
48-96" x 12 1/2" x 18" H

*Planked Top
Includes 3 - 16" Leaves & Holder*



AMERICAN CRAFTSMAN FURNITURE USA



✦ Whiskey Barrel Table

Model # 9237

54" x 54" x 36" H - Solid Top

*Glass Insert
Rustic QSW Oak Top w/Golden Brown
Finish*



Top Detail



✦ Desmond Trestle Table

Model # 9238

42" x 80" x 30" H - Solid Top
or w/2 16" Leaves



1 5/8" Planked Top

*Shown in Maple with a
Weathered Gray Finish*



16" Leaf

AMERICAN CRAFTSMAN FURNITURE USA



✦ EA Windsor Chair

Arm Chair: Model # 5101A
20 1/2" x 17 1/4" x 37" H

Side Chair: Model # 5101S
18 1/4" x 17 1/4" x 37" H

*Available: Bar/Counter Side Chairs or
Swivel Bar/Counter Side Stools*

Model # 5101CS-24
Model # 5101BS-30

Available as a Rocker

Model # 5101AR

** Not Available with Upholstered Seat*



✦ Thumb Back Chair

Arm Chair: Model # 5102A
20" x 18" x 36" H

Side Chair: Model # 5102S
18" x 17 1/2" x 36" H

*Available: Bar/Counter Side Chairs or
Swivel Bar/Counter Side Stools*

Model # 5102CS-24
Model # 5102BS-30

Available as a Rocker

Model # 5102AR

** Not Available with Upholstered Seat*



✦ Sheaf Back Chair

Arm Chair: Model # 5103A
24" x 18" x 41 1/2" H

Side Chair: Model # 5103S
19" x 18" x 41 1/2" H

*Available: Bar/Counter Side Chairs or Swivel
Bar/Counter Side Stools*

Model # 5103CS-24
Model # 5103BS-30

Available as a Rocker

Model # 5103AR

** Available with Upholstered or
Leather Seat*



AMERICAN CRAFTSMAN FURNITURE USA


 **Ladder Back Chair**

Arm Chair: Model # 5104A
20" x 17" x 44" H

Side Chair: Model # 5104S
19" x 17" x 44" H

*Available: Bar/Counter Side Chairs or Swivel
Bar/Counter Side Stools*

Model # 5104CS-24

Model # 5104BS-30

Available as a Rocker

Model # 5104AR

** Available with Upholstered or
Leather Seat*


 **Paddle Windsor Chair**

Arm Chair: Model # 5105A
20" x 18" x 40" H (Arm: 26" H)

Side Chair: Model # 5105S
19" x 18" x 40" H

*Available: Bar/Counter Side Chairs or
Swivel Bar/Counter Side Stools*

Model # 5105CS-24

Model # 5105BS-30

Available as a Rocker

Model # 5105AR

** Not Available with Upholstered Seat*


 **Country French Chair**

Arm Chair: Model # 5107A
20" x 18" x 41" H

Side Chair: Model # 5107S
19" x 18" x 41" H

*Available: Bar/Counter Side Chairs or
Swivel Bar/Counter Side Stools*

Model # 5107CS-24

Model # 5107BS-30

Available as a Rocker

Model # 5107AR

** Available with Upholstered or
Leather Seat*



AMERICAN CRAFTSMAN FURNITURE USA



✦ Hearthside Chair

Arm Chair: Model # 5108A
21 1/2" x 17" x 38" H

Side Chair: Model # 5108S
18 1/2" x 17" x 38" H

Available: Bar/Counter Side Chairs or Swivel Bar/Counter Side Stools

Model # 5108CS-24

Model # 5108BS-30

Available as a Rocker

Model # 5108AR

** Available with Upholstered or Leather Seat*



✦ Shaker Tall Back Chair

Arm Chair: Model # 5109A
20" x 18" x 41" H

Side Chair: Model # 5109S
19" x 18" x 41" H

Available: Bar/Counter Side Chairs or Swivel Bar/Counter Side Stools

Model # 5109CS-24

Model # 5109BS-30

Available as a Rocker

Model # 5109AR

** Not Available with Upholstered Seat*



✦ Staunton Chair

Arm Chair: Model # 5110A
23 3/4" x 19" x 42" H

Side Chair: Model # 5110S
19" x 19" x 42" H

Available: Bar/Counter Side Chairs or Swivel Bar/Counter Side Stools

Model # 5110CS-24

Model # 5110BS-30

Available as a Rocker

Model # 5110AR

** Available with Upholstered or Leather Seat*



AMERICAN CRAFTSMAN FURNITURE USA



✠ Wheatback Chair

Arm Chair: Model # 5111A
24" x 18" x 39" H

Side Chair: Model # 5111S
19" x 18" x 39" H

*Available: Bar/Counter Side Chairs or Swivel
Bar/Counter Side Stools*

Model # 5111CS-24

Model # 5111BS-30

Available as a Rocker

Model # 5111AR

** NOT Available with Upholstered Seat*



✠ Cambridge Chair

Arm Chair: Model # 5112A
20" x 15" x 39" H

Side Chair: Model # 5112S
18" x 17 1/4" x 39" H

*Available: Bar/Counter Side Chairs or
Swivel Bar/Counter Side Stools*

Model # 5112CS-24

Model # 5112BS-30

Available as a Rocker

Model # 5112AR

** Available with Upholstered or
Leather Seat*



✠ Cage Back Chair

Arm Chair: Model # 5114A
21" x 22" x 46" H

Side Chair: Model # 5114S
21" x 22" x 46" H

*Available: Bar/Counter Side Chairs or
Swivel Bar/Counter Side Stools*

Model # 5114CS-24

Model # 5114BS-30

Available as a Rocker

Model # 5114AR

** NOT Available with Upholstered Seat*



AMERICAN CRAFTSMAN FURNITURE USA



✦ Empire Chair

Arm Chair: Model # 5116A
20" x 17" x 40" H

Side Chair: Model # 5116S
18" x 17" x 40" H

Available: Bar/Counter Side Chairs or Swivel Bar/Counter Side Stools

Model # 5116CS-24
Model # 5116BS-30

Available as a Rocker

Model # 5116AR

** Available with Upholstered or Leather Seat*



✦ Queen Anne Chair

Arm Chair: Model # 5117A
23" x 17" x 42" H (Arm: 27" H)

Side Chair: Model # 5117S
20" x 17" x 42" H

Available: Bar/Counter Side Chairs or Swivel Bar/Counter Side Stools

Model # 5117CS-24
Model # 5117BS-30

** Available with Upholstered or Leather Seat*



✦ "X" Chair

Arm Chair: Model # 5118A
23" x 18" x 36" H - (Arm 27" H)

Side Chair: Model # 5118S
18" x 18" x 36" H

Available: Bar/Counter Side Chairs or Swivel Bar/Counter Side Stools

Model # 5118CS-24
Model # 5118BS-30

Available as a Rocker

Model # 5118AR

** Available with Upholstered or Leather Seat*



AMERICAN CRAFTSMAN FURNITURE USA



✠ Provence Chair

Arm Chair: Model # 5119A
22 1/4" x 21 1/2" x 38" H

Side Chair: Model # 5119S
21 3/4" x 21 1/2" x 38" H

*Available: Bar/Counter Side Chairs or Swivel
Bar/Counter Side Stools*

Model # 5119CS-24
Model # 5119BS-30

Available as a Rocker
Model # 5119AR

** Available with Upholstered or
Leather Seat*



✠ Napoleon Chair

Arm Chair: Model # 5120A
22 1/4" x 21 1/2" x 38 1/2" H

Side Chair: Model # 5120S
21 3/4" x 21 1/2" x 38 1/2" H

*Available: Bar/Counter Side Chairs or
Swivel Bar/Counter Side Stools*

Model # 5120CS-24
Model # 5120BS-30

Available as a Rocker
Model # 5120AR

** Available with Upholstered or
Leather Seat*



✠ Grand Mission Chair

Arm Chair: Model # 9103A
25" x 17" x 46" H

Side Chair: Model # 9103S
18" x 17" x 46" H

*Available: Bar/Counter Side Chairs or
Swivel Bar/Counter Side Stools*

Model # 9103CS-24
Model # 9103BS-30

** Available with Upholstered or
Leather Seat*

AMERICAN CRAFTSMAN FURNITURE USA



✠ St. Lucia Chair

Arm Chair: Model # 9105A
23" x 17" x 38" H

Side Chair: Model # 9105S
18" x 17" x 38" H

*Available: Bar/Counter Side Chairs or
Swivel Bar/Counter Side Stools*

Model # 9105CS-24

Model # 9105BS-30

** Available with Upholstered or
Leather Seat*



✠ Malibu Chair

Arm Chair: Model # 9106A
21" x 17" x 41" H

Side Chair: Model # 9106S
18" x 17" x 41" H

*Available: Bar/Counter Side Chairs or
Swivel Bar/Counter Side Stools*

Model # 9106 CS-24

Model # 9106 BS-30

** Available with Upholstered or
Leather Seat*



✠ Settlers Chair

Arm Chair: Model # 9116A
23" x 18" x 39 1/2" H

Side Chair: Model # 9116S
20" x 18" x 39 1/2" H

*Available: Bar/Counter Side Chairs or
Swivel Bar/Counter Side Stools*

Model # 9116CS-24

Model # 9116BS-30

** Available with Upholstered &
Leather Seat*

AMERICAN CRAFTSMAN FURNITURE USA



Arm Chair

 Windsor Reproduction Chair

Arm Chair: Model # 9114A
28" x 21" x 42 1/2" H

Side Chair: Model # 9114S
20 1/2" x 21 1/2" x 39" H

Comback Arm Chair: Model # 9114CA

Continuous Arm Chair: Model # 9114CONA
27" x 21" x 42" H

**Not Available with Upholstered Seat*



Side Chair



Comback Chair



Continuous Arm Chair

AMERICAN CRAFTSMAN FURNITURE USA



✦ Athena Chair

Arm Chair: Model # 9117A
23 1/2" x 22" x 39"H

Side Chair: Model # 9117S
20" x 22" x 39" H

*Available: Bar/Counter Side Chairs or
Swivel Bar/Counter Side Stools*

Model # 9117CS-24

Model # 9117BS-30

** NOT Available with Upholstered Seat*



✦ Hearthstone Chair

Arm Chair: Model # 9118A
24" x 18" x 40" H

Side Chair: Model # 9118S
18 1/2" x 18" x 40" H

*Available: Bar/Counter Side Chairs or
Swivel Bar/Counter Side Stools*

Model # 9118CS-24

Model # 9118BS-30

** Available with Upholstered or
Leather Seat*



✦ Avery Chair

Arm Chair: Model # 9121A
27" x 18" x 42"H

Side Chair: Model # 9121S
20" x 18" x 42"H

** Available with Leather Seat & Back
** See Options Page for Nail Options*



Back Detail

AMERICAN CRAFTSMAN FURNITURE USA



✦ McKenzie Chair

Arm Chair: Model # 9122A
24" x 17" x 39"H

Side Chair: Model # 9122S
19" x 17" x 39"H

Available: Swivel Bar/Counter Side Stools

Model # 9122CS-24S

Model # 9122BS-30S

** Available with Leather Seat & Back*



✦ Clark Chair

Arm Chair: Model # 9123A
23" x 17" x 42"H

Side Chair: Model # 9123S
18" x 17" x 42"H

*Available: Bar/Counter Side Chairs or
Swivel Bar/Counter Side Stools*

Model # 9123CS-24

Model # 9123BS-30

** Available with Leather Seat & Back*



✦ Stella Chair

Arm Chair: Model # 9125A
25 1/2" x 17 1/2" x 40 1/2"H

Side Chair: Model # 9125S
21" x 17 1/2" x 40 1/2"H

** Available with an Upholstered or
Leather Seat*

AMERICAN CRAFTSMAN FURNITURE USA



✦ Cranbrook Chair

Arm Chair: Model # 9126A
24" x 17 1/2" x 41"H

Side Chair: Model # 9126S
19" x 17 1/2" x 41"H

** Available with an Upholstered or Leather Seat*



✦ Carmilla Chair

Side Chair: Model # 9127S
20 1/2" x 18" x 41 1/2" H

** Available with Leather Seat & Back*



Back Detail



✦ Ava Chair

Side Chair: Model # 9128S
18" x 17" x 33"H

Available: Bar/Counter Side Chairs or Swivel Bar/Counter Side Stools

Model # 9128CS-24

Model # 9128BS-30

** Available with an Upholstered or Leather Seat*



AMERICAN CRAFTSMAN FURNITURE USA



✠ Jasper Chair

Arm Chair: Model # 9132A
25 1/4" x 20 3/4" x 37 3/4"H

Side Chair: Model # 9132S
18 3/4" x 20 3/4" x 37 3/4"H

Available: Swivel Bar/Counter Side Stools

Model # 9132CS-24S

Model # 9132BS-30S

** Available with an Upholstered or Leather Seat*



Swivel

✠ Saddle Counterstool / Barstool

Stationary:

Model # 9120CS-24

21 1/2" x 15 1/2" x 24"H

Model # 9120BS-30

21 1/2" x 15 1/2" x 30"H

Swivel:

Model # 9120CS-24S

21 1/2" x 15 1/2" x 24"H

Model # 9120BS-30S

21 1/2" x 15 1/2" x 30"H



✠ Carlo Counterstool / Barstool

Model # 9129CS-24

18" x 14" x 24"H

Model # 9129BS-30

18" x 14" x 30"H

AMERICAN CRAFTSMAN FURNITURE USA



✦ **Ashton Counterstool / Barstool**

Model # 9130CS-24

18" x 14" x 24"H

Model # 9130BS-30

18" x 14" x 30"H



✦ **Santana Counterstool / Barstool**

Model # 9133CS-24

23 1/2" x 18 1/4" x 24"H

Model # 9133BS-30

23 1/2" x 18 1/4" x 30"H

Comes Standard with Painted Black Rubbed and Leather Seat w/Nails (as shown)

AMERICAN CRAFTSMAN FURNITURE USA



Shown with Premium Painted Finish

✦ Windsor Bench

Model # 5141B-36
36" x 18" x 39" H

Model # 5142B-48
48" x 18" x 39" H

Model # 5143B-60
60" x 18" x 39" H



✦ Mission Bench

Model # 5121B-36
36" x 18" x 42" H

Model # 5122B-48
48" x 18" x 42" H

Model # 5123B-60
60" x 18" x 42" H



✦ Arrow Bow Bench

Model # 5131B-36
36" x 18" x 39" H

Model # 5132B-48
48" x 18" x 39" H

Model # 5133B-60
60" x 18" x 39" H

AMERICAN CRAFTSMAN FURNITURE USA



✦ Tall Shaker Bench

Model # 5151B-36
36" x 18" x 41" H

Model # 5152B-48
48" x 18" x 41" H

Model # 5153B-60
60" x 18" x 41" H



✦ Cambridge Storage Bench

Model # 5112SB-38
38" x 18" x 41" H

Model # 5113SB-48
48" x 18" x 41" H

Features a 12" D Storage Area

AMERICAN CRAFTSMAN FURNITURE USA



✦ Royal Mission Storage Bench

Model # 9100SB-38
38" x 18" x 50 1/2" H - 6" H Storage

Model # 9101SB-38
38" x 18" x 50 1/2" H - 12" H Storage

Model # 9100SB-48
48" x 18" x 50 1/2" - 6" H Storage

Model # 9101SB-48
48" x 18" x 50 1/2" H - 12" H Storage



✦ Mission Extenda Bench

Model # 9107EB-48

Model # 9107EB-60

Model # 9107EB-72

12 1/2" x 18" H

Standard w/4 - 12" Leaves (opens 8 feet). Includes leaf storage box.



AMERICAN CRAFTSMAN FURNITURE USA



✦ Child's Chair

Model # 9113CC

13" x 26 1/2" H



✦ Child's Table

Model # 9112CT

24" x 26" x 21" H



✦ Adult Arrow Rocker

Model # 9109R

26 1/2" x 18 1/2" x 45 1/4" H



✦ Child's Arrow Rocker

Model # 9111CR

20" x 13 1/2" x 33 1/2" H

AMERICAN CRAFTSMAN FURNITURE USA



✦ 54" Traditional China Hutch

Model # 5303
54" x 15" x 46" H

✦ 54" Traditional Buffet

Model # 5313-34
50 1/2" x 19 1/4" x 34" H

Model # 5313-39
50 1/2" x 19 1/4" x 39" H



✦ 54" Country China Hutch

Model # 5302
54" x 15" x 46" H

✦ 54" Country Buffet

Model # 5312-34
50 1/2" x 19 1/4" x 34" H

Model # 5312-39
50 1/2" x 19 1/4" x 39" H



✦ 54" Shaker China Hutch

Model # 5301-39
54" x 15" x 46" H

✦ 54" Shaker Buffet

Model # 5311-34
50 1/2" x 19 1/4" x 34" H

Model # 5311-39
50 1/2" x 19 1/4" x 39" H



Standard with Chinas:

- Beveled Glass featured in Doors & Curio Sides
- Glass Shelves
- Lighted China
- Touch Hinge Lighting

* SPECIAL NOTE: ALL CHINAS AND BUFFETS ARE INTERCHANGEABLE.

AMERICAN CRAFTSMAN FURNITURE USA



✠ 62" Shaker China Hutch

Model # 5304
61 1/2" x 15" x 46" H

✠ 62" Shaker Buffet

Model # 5314-34
58" x 19 1/4" x 34" H

Model # 5314-39
58" x 19 1/4" x 39" H



✠ 62" Country China Hutch

Model # 5305
61 1/2" x 15" x 46" H

✠ 62" Country Buffet

Model # 5315-34
58" x 19 1/4" x 34" H

Model # 5315-39
58" x 19 1/4" x 39" H



✠ 62" Traditional China Hutch

Model # 5306
61 1/2" x 15" x 46" H

✠ 62" Traditional Buffet

Model # 5316-34
58" x 19 1/4" x 34" H

Model # 5316-39
58" x 19 1/4" x 39" H

- Standard with Chinas:
- Beveled Glass featured in Doors & Curio Sides
 - Glass Shelves
 - Lighted China
 - Touch Hinge Lighting



* SPECIAL NOTE: ALL CHINAS AND BUFFETS ARE INTERCHANGEABLE.

AMERICAN CRAFTSMAN FURNITURE USA



✠ 70" Country China Hutch

Model # 5308
69 1/2" x 15" x 46" H

✠ 70" Country Buffet

Model # 5318-34
66" x 19 1/4" x 34" H

Model # 5318-39
66" x 19 1/4" x 39" H



✠ 70" Traditional China Hutch

Model # 5309
69 1/2" x 15" x 46" H

✠ 70" Traditional Buffet

Model # 5319-34
66" x 19 1/4" x 34" H

Model # 5319-39
66" x 19 1/4" x 39" H



✠ 70" Shaker China Hutch

Model # 5307
69 1/2" x 15" x 46" H

✠ 70" Shaker Buffet

Model # 5317-34
66" x 19 1/4" x 34" H

Model # 5317-39
66" x 19 1/4" x 39" H



- Standard with Chinas:
- Beveled Glass featured in Doors & Curio Sides
 - Glass Shelves
 - Lighted China
 - Touch Hinge Lighting

* SPECIAL NOTE: ALL CHINAS AND BUFFETS ARE INTERCHANGEABLE.

AMERICAN CRAFTSMAN FURNITURE USA



✦ Craftsman Sideboard

Model # 9305
60" x 21 1/2" x 45 1/2" H



✦ Huntboard

Model # 9306
58" x 20" x 43" H



AMERICAN CRAFTSMAN FURNITURE USA

✠ French Cabinet

Model # 9317

60" x 19 1/2" x 59 1/2" H

Standard on French Cabinet:

- Glass Shelves
- Lighted China
- Touch Hinge Lighting



✠ Beronna Buffet

Model # 9318

73" x 19 1/2" x 37 1/4" H



AMERICAN CRAFTSMAN FURNITURE USA



✦ Corner Cupboard

Model # 5321

42⁷/₈" x 19 3/4" x 77" H - 30" from corner of wall

Standard with:

- *Beveled Glass featured in Doors*
- *Glass Shelves*
- *Lighted China*
- *Touch Hinge Lighting*



✦ Standard Sideboard

Model # 5331

52" x 20" x 39" H

AMERICAN CRAFTSMAN FURNITURE USA

✠ Homestead Sliding Door Buffet

Model # 9319

60" x 20" x 36" H

Standard With

- 1 Adjustable Shelf Behind each Sliding Door
- Planked Top w/Breadboard Ends



✠ Colwood High Buffet

Model # 9320

44" x 20" x 50" H (2 Door, 4 Drawer)

Model # 9320-56

56" x 20" x 50" H (3 Door, 4 Drawer)

Model # 9320-68

68" x 20" x 50" H (4 Door, 4 Drawer)

Standard With:

- Undermount Soft Close Drawer Slides & Soft Close Door Hinges
- LED Lighting



AMERICAN CRAFTSMAN FURNITURE USA



✠ Elena Buffet

Model # 9321

60" x 17 1/2" x 40"H

Standard With

- 2 Glass Doors, 2 Wood Doors, & 1 Drawer
- Undermount Soft Close Drawer Slides & Soft Close Door Hinges



✠ Amita Buffet

Model # 9322

60" x 18" x 38" H (4 Doors)

Model # 9322-34

34" x 18" x 38" H (2 Doors)

Standard With

- Soft Close Door Hinges
- Glass Doors with Geometric Wood Pattern



AMERICAN CRAFTSMAN FURNITURE USA



✦ Cascade Wine Buffet

Model # 9323
60" x 20" x 42" H

Standard With:

- 1 1/4" Plank Top
- 2 Sliding Doors w/1 Adjustable Shelf behind each door
- 10 Wine Bottle Storage
- Glassware Holder in Center



Planked Top Detail



Wine Storage Detail



✦ Verona China Cabinet

Model # 9324
45" x 18 1/2" x 61" H

Standard With:

- 1 Adjustable Glass Shelf
- 8 Adjustable Wood Sheves



✦ Verona Wine Cabinet

Model # 9325
60" x 18 1/2" x 38" H

Standard With:

- 11 Wine Bottle Storage
- 1 Adjustable Wood Shelf



AMERICAN CRAFTSMAN FURNITURE USA



Footboard
8" H from ground

20"

Standard with New England Panel

✦ Pencil Post Bed

	W	L	H
Model # 4004-Twin	40 1/2"	x 82"	x 82 1/2"
Model # 4004-Full	56 1/2"	x 82"	x 82 1/2"
Model # 4004-Queen	62 1/2"	x 82"	x 87 1/2"
Model # 4004-King	78 1/2"	x 82"	x 87 1/2"
Model # 4004-Cal King	75 1/2"	x 82"	x 89 1/2"



Headboard Options



Napa Headboard Option



Hampton Headboard Option

LOW FOOTBOARD OPTION AVAILABLE ON ALL BEDS

Model # Add "LF" to Bed Model Number

(See Page 56 for dimensions)



36 1/2"

Shown with Waterford Headboard Option

✦ Poster Bed

	W	L	H
Model # 4005-Twin	41"	x 83"	x 60"
Model # 4005-Full	57"	x 83"	x 60"
Model # 4005-Queen	63"	x 88"	x 60"
Model # 4005-King	79"	x 88"	x 60"
Model # 4005-Cal King	76"	x 90"	x 60"



AMERICAN CRAFTSMAN FURNITURE USA



Headboard and Footboard available with "Open" or "Closed" Option

✦ Plank Bed

	W	L	H
Model # 4006-Twin	41"	83"	53 1/4"
Model # 4006-Full	57"	83"	53 1/4"
Model # 4006-Queen	63"	88"	53 1/4"
Model # 4006-King	79"	88"	53 1/4"
Model # 4006-Cal King	76"	90"	53 1/4"



LOW FOOTBOARD OPTION AVAILABLE ON ALL BEDS

Model # Add "LF" to Bed Model Number
(See Page 56 for dimensions)

✦ Panel Bed

	W	L	H
Model # 4007-Twin	42 1/2"	81 3/4"	51 3/4"
Model # 4007-Full	58 1/2"	81 3/4"	51 3/4"
Model # 4007-Queen	64 1/2"	86 3/4"	51 3/4"
Model # 4007-King	80 1/2"	86 3/4"	51 3/4"
Model # 4007-Cal King	77 1/2"	88 3/4"	51 3/4"



AMERICAN CRAFTSMAN FURNITURE USA

Height for Center of Bows

Twin	46½" H
Full	48¾" H
Queen	49" H
King	49⅝" H



✦ Windsor Bed

	W	L	HB
Model # 4008-Twin	41 1/2"	83 1/2"	46 3/4"
Model # 4008-Full	57 1/2"	83 1/2"	46 3/4"
Model # 4008-Queen	63 1/2"	88 1/2"	46 3/4"
Model # 4008-King	79 1/2"	88 1/2"	46 3/4"
Model # 4008-Cal King	76 1/2"	90 1/2"	46 3/4"



LOW FOOTBOARD OPTION AVAILABLE ON ALL BEDS

Model # Add "LF" to Bed Model Number

(See Page 56 for dimensions)

✦ Loft Sleigh Bed

	W	L	H
Model # 4009-Twin	42"	91"	50 1/2"
Model # 4009-Full	58"	91"	50 1/2"
Model # 4009-Queen	64"	96"	50 1/2"
Model # 4009-King	80"	96"	50 1/2"
Model # 4009-Cal King	77"	98"	50 1/2"



AMERICAN CRAFTSMAN FURNITURE USA

✠ Rolling Pin Bed

	W	L	H
Model # 4010-Twin	41 1/2"	83 1/2"	68"
Model # 4010-Full	57 1/2"	83 1/2"	68"
Model # 4010-Queen	63 1/2"	88 1/2"	68"
Model # 4010-King	79 1/2"	88 1/2"	68"
Model # 4010-Cal King	76 1/2"	90 1/2"	68"



LOW FOOTBOARD OPTION AVAILABLE ON ALL BEDS

Model # Add "LF" to Bed Model Number

(See Page 56 for dimensions)

✠ Mission Bed

	W	L	H
Model # 4011-Twin	48 1/2"	81 3/4"	51 3/4"
Model # 4011-Full	64 1/2"	81 3/4"	51 3/4"
Model # 4011-Queen	70 1/2"	86 3/4"	51 3/4"
Model # 4011-King	86 1/2"	86 3/4"	51 3/4"
Model # 4011-Cal King	83 1/2"	88 3/4"	51 3/4"



AMERICAN CRAFTSMAN FURNITURE USA



✠ Provence Bed

	W	L	H
Model # 4013-Twin	43"	84"	53 1/2"
Model # 4013-Full	59"	84"	53 1/2"
Model # 4013-Queen	65"	89"	53 1/2"
Model # 4013-King	81"	89"	53 1/2"
Model # 4013-Cal King	78"	91"	53 1/2"

LOW FOOTBOARD OPTION AVAILABLE ON ALL BEDS

Model # Add "LF" to Bed Model Number

(See Page 56 for dimensions)



✠ Portland Bed

	W	L	H
Model # 4014-Twin	44"	82 1/4"	53"
Model # 4014-Full	60"	82 1/4"	53"
Model # 4014-Queen	66"	87 1/4"	53"
Model # 4014-King	82"	87 1/4"	53"
Model # 4014-Cal King	79"	89 1/4"	53"

AMERICAN CRAFTSMAN FURNITURE USA



❖ Cottage Bed

	W	L	H
Model # 4016-Twin	41"	83"	57"
Model # 4016-Full	57"	83"	57"
Model # 4016-Queen	63"	88"	57"
Model # 4016-King	79"	88"	57"
Model # 4016-Cal King	76"	90"	57"

LOW FOOTBOARD OPTION AVAILABLE ON ALL BEDS

Model # Add "LF" to Bed Model Number

(See Page 56 for dimensions)

❖ Camilla Sleigh Bed

	W	L	H
Model # 4020-Twin	41"	84"	56 1/2"
Model # 4020-Full	57"	84"	56 1/2"
Model # 4020-Queen	63"	89"	56 1/2"
Model # 4020-King	81"	89"	56 1/2"
Model # 4020-Cal King	78"	91"	56 1/2"



AMERICAN CRAFTSMAN FURNITURE USA



✠ Somerton Headboard w/ Empire Drawer Low Footboard

	W	L	H
Model # 4021-Twin	43 1/2 "	x 81 1/2"	x 61 1/2"
Model # 4021-Full	59 1/2 "	x 81 1/2"	x 61 1/2"
Model # 4021-Queen	65 1/2"	x 86 1/2"	x 61 1/2"
Model # 4021-King	76 3/4"	x 86 1/2"	x 61 1/2"
Model # 4021-Cal King	73 1/2"	x 88 1/2"	x 61 1/2"

*Shown with Optional Empire Drawer Footboard
Unit (Option 1 Model #4001)*



AMERICAN CRAFTSMAN FURNITURE USA

DRAWER UNITS



✦ Empire Drawer Footboard Unit

OPTION 1: Model # 4001

2 Storage Drawers in Footboard and
2 Drop-down Cubby Holes in Side Rails
Add this unit to any Headboard Only



✦ Any Complete Bed w/Side Rail Storage 4 Drawer Unit

OPTION 2: Model # 4002

4 Storage Drawers in Side Rails



AMERICAN CRAFTSMAN FURNITURE USA

59"



✦ Albany Bed

	W	L	H
Model # 9307-Twin	45 3/4"	83"	59"
Model # 9307-Full	61 1/2"	83"	59"
Model # 9307-Queen	67 1/2"	88"	59"
Model # 9307-King	84"	x 88"	59"
Model # 9307-Cal King	80"	x 92"	59"



LOW FOOTBOARD OPTION AVAILABLE ON ALL BEDS

Model # Add "LF" to Bed Model Number

(See Page 56 for dimensions)

✦ New Albany Deluxe Bed

	W	L	H
Model # 9308-Twin	45 3/4"	83"	64"
Model # 9308-Full	61 1/2"	83"	64"
Model # 9308-Queen	67 1/2"	88"	64"
Model # 9308-King	84"	x 88"	64"
Model # 9308-Cal King	80"	x 92"	64"

64"



AMERICAN CRAFTSMAN FURNITURE USA

✦ Brookside Panel Bed

	W	L	H
Model # 9310-Twin	44"	82"	58"
Model # 9310-Full	60"	82"	58"
Model # 9310-Queen	66"	88"	58"
Model # 9310-King	82"	88"	58"
Model # 9310-Cal King	79"	90"	58"

Shown with Optional #4002 Side Rail
Storage
4 Drawer Unit (Option 2 Model #4002)



LOW FOOTBOARD OPTION AVAILABLE ON ALL BEDS

Model # Add "LF" to Bed Model Number

(See Page 56 for dimensions)

✦ Hartford Bed

	W	L	H
Model # 9311-Twin	42 ¼"	83"	68"
Model # 9311-Full	58"	83"	68"
Model # 9311-Queen	64 ½"	88"	68"
Model # 9311-King	80 ¼"	88"	68"
Model # 9311-Cal King	76 ¼"	92"	68"



AMERICAN CRAFTSMAN FURNITURE USA



✦ Bella Cottage Bed

	W	L	H
Model # 9312-Twin	42 ¼"	x 83"	x 58"
Model # 9312-Full	58"	x 83"	x 58"
Model # 9312-Queen	64 1/2"	x 88"	x 58"
Model # 9312-King	80 ¼"	x 88"	x 58"
Model # 9312-Cal King	76 ¼"	x 92"	x 58"

LOW FOOTBOARD OPTION AVAILABLE ON ALL BEDS

Model # Add "LF" to Bed Model Number

(See Page 56 for dimensions)

✦ Beronna Panel Bed

	W	L	H
Model # 9313-Twin	49"	x 83"	x 58"
Model # 9313-Full	63 1/2"	x 83"	x 58"
Model # 9313-Queen	70 1/2"	x 87"	x 58"
Model # 9313-King	87 1/2"	x 87"	x 58"
Model # 9313-Cal King	84 1/2"	x 89"	x 58"



AMERICAN CRAFTSMAN FURNITURE USA

✦ Velenza Panel Bed

	W	L	H
Model # 9314-Twin	49"	x 83"	x 58"
Model # 9314-Full	63 1/2"	x 83"	x 58"
Model # 9314-Queen	70 1/2"	x 87"	x 58"
Model # 9314-King	87 1/2"	x 87"	x 58"
Model # 9314-Cal King	84 1/2"	x 89"	x 58"



LOW FOOTBOARD OPTION AVAILABLE ON ALL BEDS

Model # Add "LF" to Bed Model Number

(See Page 56 for dimensions)

✦ Ashley Panel Bed

	W	L	H
Model # 9315-Twin	45 1/4"	x 83"	x 62"
Model # 9315-Full	61"	x 83"	x 62"
Model # 9315-Queen	67 1/2"	x 88"	x 62"
Model # 9315-King	83 1/4"	x 88"	x 62"
Model # 9315-Cal King	79 1/4"	x 92"	x 62"



AMERICAN CRAFTSMAN FURNITURE USA



✦ Frontier Bed

	W	L	H
Model # 9316-Twin	41 ¼"	x 81"	x 64"
Model # 9316-Full	57"	x 81"	x 64"
Model # 9316-Queen	63 1/2"	x 86"	x 64"
Model # 9316-King	79 ¼"	x 86"	x 64"
Model # 9316-Cal King	75 ¼"	x 90"	x 64"

LOW FOOTBOARD OPTION AVAILABLE ON ALL BEDS

Model # Add "LF" to Bed Model Number

(See Page 56 for dimensions)

✦ Rustic Bed

	W	L	H
Model # 9317-Twin	42"	x 83"	x 54"
Model # 9317-Full	57"	x 83"	x 54"
Model # 9317-Queen	64"	x 87"	x 54"
Model # 9317-King	79 1/2"	x 87"	x 54"
Model # 9317-Cal King	75 1/2"	x 91"	x 54"



AMERICAN CRAFTSMAN FURNITURE USA

✠ Rustic Heritage Bed



	W	L	H
Model # 9318-Twin	42"	x 83"	x 54"
Model # 9318-Full	57"	x 83"	x 54"
Model # 9318-Queen	64"	x 87"	x 54"
Model # 9318-King	79 1/2"	x 87"	x 54"
Model # 9318-Cal King	75 1/2"	x 91"	x 54"

LOW FOOTBOARD OPTION AVAILABLE ON ALL BEDS

Model # Add "LF" to Bed Model Number

(See Page 56 for dimensions)

✠ Rustic Barn Door Bed

	W	L	H
Model # 9319-Twin	42"	x 83"	x 59"
Model # 9319-Full	57"	x 83"	x 59"
Model # 9319-Queen	64"	x 87"	x 59"
Model # 9319-King	79 1/2"	x 87"	x 59"
Model # 9319-Cal King	75 1/2"	x 91"	x 59"



AMERICAN CRAFTSMAN FURNITURE USA

✠ Harper Bed



	W	L	H
Model # 9320-Twin	44"	x 79 1/2"	x 53 1/2"
Model # 9320-Full	59 1/2"	x 79 1/2"	x 53 1/2"
Model # 9320-Queen	65 1/2"	x 85 1/2"	x 53 1/2"
Model # 9320-King	81 1/2"	x 85 1/2"	x 53 1/2"
Model # 9320-Cal King	77 1/2"	x 89 1/2"	x 53 1/2"



✠ Harper Upholstered Bed

	W	L	H
Model # 9321-Twin	44"	x 79 1/2"	x 53 1/2"
Model # 9321-Full	59 1/2"	x 79 1/2"	x 53 1/2"
Model # 9321-Queen	65 1/2"	x 85 1/2"	x 53 1/2"
Model # 9321-King	81 1/2"	x 85 1/2"	x 53 1/2"
Model # 9321-Cal King	77 1/2"	x 89 1/2"	x 53 1/2"



Shown with Optional Nail Trim

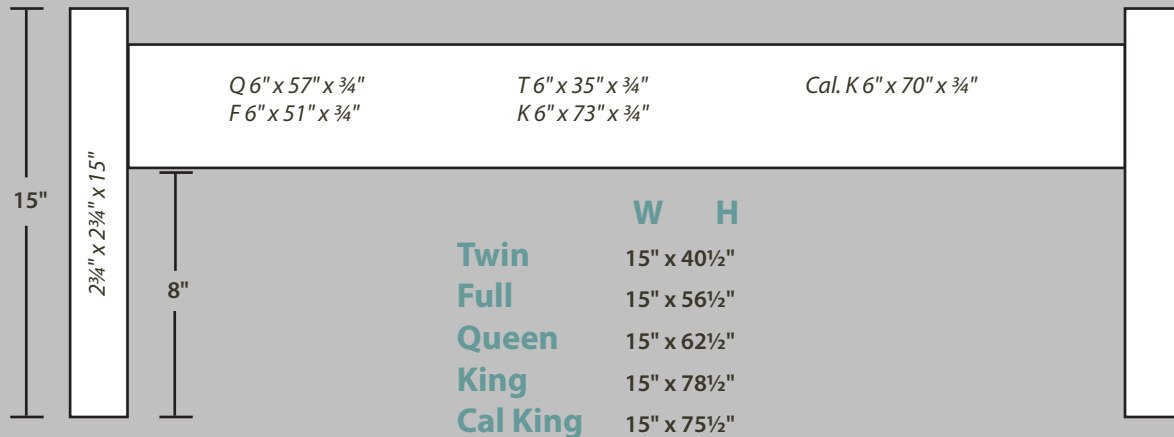
AMERICAN CRAFTSMAN FURNITURE USA

✦ Bookcase Storage Bed



	W	L	H
Model # 9322-Twin	45"	90"	48 3/4"
Model # 9322-Full	60"	90"	48 3/4"
Model # 9322-Queen	66"	95"	48 3/4"
Model # 9322-King	82"	95"	48 3/4"
Model # 9322-Cal King	78"	99"	48 3/4"

LOW FOOTBOARD SPECIFICATIONS



AMERICAN CRAFTSMAN FURNITURE USA

☒ Chloe Daybed

Model # 9323

W L H
46 1/4" x 83 1/2" x 37"



☒ Laurel Daybed

Model # 9324

W L H
43" x 86" x 36"



AMERICAN CRAFTSMAN FURNITURE USA



✦ High Dresser (with doors)

Model # 4155

54" x 19 3/4" x 53" H

Shown with: Square top (A2), Square Overlay Drawer (C5), Small Shaker Wood Knob (D14), Bun Foot (E5)



✦ High Dresser

Model # 4154

54" x 19 3/4" x 53" H

Shown with: Square top (A2), Beaded Insert Drawer (C4), Small Shaker Wood Knob (D14), Bracket Foot (E2)



✦ Armoire

Model # 4253

42" x 25" x 78" H

Armoire features two adjustable shelves

Shown with: Square top (A2), Raised Panel Door (B3), Step Drawer (C1), Small Shaker Wood Knob (D14), Ogee Foot (E4)



✦ Lingerie Chest

Model # 4257

24 1/4" x 20 3/4" x 56" H

Shown with Crescent Base (E7)

AMERICAN CRAFTSMAN FURNITURE USA



✠ Chest on Chest

Model # 4252
 39" x 20 3/4" x 59" H
 Shown with: Step top (A1), Square Overlay Drawer (C5),
 Small Shaker Wood Knob (D14), Country French Base (E3)



✠ Door Chest

Model # 4254
 39" x 20 3/4" x 59" H
 Optional w/ Pocket Doors • Shown with: Step Top (A1),
 Nantucket Door (B7), Step Drawer (C1),
 Small Shaker Wood Knob (D14), Country French Base (E3)



✠ 6 Drawer High Chest

Model # 4251
 38" x 19 3/4" x 53" H
 Shown with: Square top (A2), Square Inset Drawer (C5),
 Small Shaker Wood Knob (D14), Bracket Foot (E2)



✠ Man's Chest w/Door

Model # 4250
 43" x 20" x 62" H
 Shown with: Square Top (A2), Country French Door (B6),
 Step Drawer (C1), Pewter Knob (D5), Pewter Shell Pull (D8)
 and Bracket Foot Base (E2)

AMERICAN CRAFTSMAN FURNITURE USA



✦ 54" Double Dresser

Model # 4151

54" x 19 3/4" x 35" H

Model # 4151-39

54" x 19 3/4" x 39" H

Model # 4151-42

54" x 19 3/4" x 42" H

Shown with: Square Top (A2), Rounded Inset Drawer (C3), Contempo Bail (D1b), Tapered Foot (E1)



✦ 62" Master Dresser

Model # 4152

62" x 19 3/4" x 35" H

Model # 4152-39

62" x 19 3/4" x 39" H

Model # 4152-42

62" x 19 3/4" x 42" H

Shown with: Square Top (A2), Rounded Inset Drawer (C3), Antique Brass Knob (D6), Bun Foot (E5)



✦ 70" Triple Dresser

Model # 4153

70" x 19 3/4" x 35" H

Model # 4153-39

70" x 19 3/4" x 39" H

Model # 4153-42

70" x 19 3/4" x 42" H

Shown with: Rounded top (A4), Beaded Inset Drawer (C4), Delgado Hardware (D15), Bracket Foot (E2)



✦ Accessory DVD Box

Model # 4159

48" x 18" x 9" H

Opening 21 1/4" W x 6 1/2" H

AMERICAN CRAFTSMAN FURNITURE USA



✦ Landscape Mirror

Model # 4162

49" x 36" H

Model # 4161

40" x 28" H

Molded Mirror

Model # 4165

50" x 37" H

Model # 4164

41" x 29" H



✦ Trifold Mirror

Model # 4163

50" x 40" H



✦ Hanging Vertical Mirror 3 Piece Set

Model # 4160

21" x 42" H



(A)

(B)

✦ Swivel Mirror

A-Large Swivel Mirror

Model # 4167

36" x 30" H

B-Small Swivel Mirror

Model # 4166

36" x 20" H

AMERICAN CRAFTSMAN FURNITURE USA



✦ 3 Drawer Night Stand


Model # 4353

21" x 19 3/4" x 28" H

Model # 4357 - Large

33" x 19 3/4" x 32" H

*Shown with: Rounded Top (A4),
Beaded Drawer Inset (C4),
Pewter Knob (D5),
Bracket Foot (E2)*



✦ 1 Drawer Night Stand w/ Door

Model # 4352

21" x 19 3/4" x 28" H

Model # 4356 - Large

30" x 19 3/4" x 30" H

*Shown with: Square Top (A2),
Rounded Inset Drawer (C3),
Contempo Bail (D1b), Tapered Foot (E1)*



✦ 1 Drawer Night Stand

Model # 4351

21" x 19 3/4" x 28" H

Model # 4355 - Large

21" x 19 3/4" x 30" H

*Shown with: Square Top (A2),
Rounded Inset Drawer (C3),
Contempo Bail (D1b),
Tapered Foot (E1)*



✦ Bed Side Table

Model # 4354

20" x 23" x 25" H

Model # 4354-30

20" x 23" x 30" H



✦ Bedside Chest

Model # 4358

34" x 20" x 32" H

*Shown with: Rounded Top (A4),
Beaded Inset Drawer (C4),
Bracket Foot Base (E2)*

AMERICAN CRAFTSMAN FURNITURE USA



Blanket Chest

Model # 4451

42" x 19 3/4" x 25 1/2" H
Cedar Floor

*Shown above with: Cove Top (A3),
Step Drawer (C1), Country French Knob (D10b),
Country French Foot (E3)*

*Shown below with: Rounded Top (A4),
Rounded Overlay Drawer (C3), Silver Knob (D4),
Crescent base (E7)*



AMERICAN CRAFTSMAN FURNITURE USA



✦ **Beronna End Table**

Model # 9500
24" x 24" x 25" H



✦ **Beronna Coffee Table**

Model # 9501
48" x 24" x 20 1/2" H



✦ **Beronna Sofa Table**

Model # 9502
48" x 18" x 30"H



✦ **Greenwich Square Coffee Table w/Drawers**

Model # 7022-40 6 Drawer Table
40" x 40" x 21" H

Model # 7021-52 10 Drawer Table
52" x 52" x 21" H



AMERICAN CRAFTSMAN FURNITURE USA



Shown with the Country French Leg



Shown Boat shape top and Sabre Leg

✠ End Table

Model # 6015 End Table

22" x 24" x 21" H

Model # 6005 Chairside Table

19" x 21" x 26" H

✠ Sofa Table

Model # 6018 Hall Table

16" x 36" x 30" H

Model # 6008 Sofa Table

16" x 42" x 30" H

✠ Coffee Table

Model # 6010

30" x 48" x 17¼" H

Model # 6001

22" x 42" x 17.25" H

Model # 6020 36" Square Cocktail

36" x 36" x 17¼" H

Model # 6021 38" Square Cocktail

38" x 38" x 17¼" H

Model # 6022 40" Square Cocktail

40" x 40" x 17¼" H

✠ Boat Shape Table

Add "BT" after Occasional Table Number

✠ Round Shape Table

Add "RD" after Occasional Table Number

✠ Square Shape Table

Add "SQ" after Occasional Table Number

✠ Rectangular Table

Add "RT" after Occasional Table Number



Shown with the Cottage Leg



Shown with the Casual Leg



Shown with the Sabre Leg

AMERICAN CRAFTSMAN FURNITURE USA



✦ Computer Desk

Model # 6048 Small Computer Desk
30" x 48" x 30" H

Model # 6060 Large Computer Desk
30" x 60" x 30" H



Shown with Premium Painted Finish

✦ Windsor Desk

Model # 9601
52" x 24" x 30 1/4" H



Shown with Premium Painted Finish

✦ Newberry Coffee Table

Model #9503
48" x 28" x 18"H
Hand Hewn Top



AMERICAN CRAFTSMAN FURNITURE USA



Shown with Premium Painted Finish



Media Entertainment Center

Model # 9801

64" x 21" x 77" H

TV Opening: 54" x 16 3/4" x 33 1/2" H

2 Storage Drawers, Component Storage Behind 2 Glass Doors w/ 2 Adjustable Shelves & 3 Display Cubicles on Top, Bun Feet



Shaker Entertainment Center

Model # 9803

112 1/2" x 20" x 83 1/2" H

TV Opening: 58" x 11" x 30" H

6 Adjustable Wood Frame Glass Shelves, Can Lights w/ Touch Switch, 4 Storage Drawers, Component Storage Behind 2 Glass Doors w/ Adjustable Shelves, 2 Wood Doors w/ Adjustable Shelves, Adjustable TV Shelf



AMERICAN CRAFTSMAN FURNITURE USA




Shown with Premium Painted Finish

✦ Sofia Entertainment Center

Model # 9800

84" x 21" x 80" H
TV Opening: 55" x 40"

*2 Center Doors w/ Beveled Glass,
Adjustable Shelves, 4 Storage Drawers
6 Adjustable Wood Frame Glass Shelves &
Canlights w/Touch Switch*



AMERICAN CRAFTSMAN FURNITURE USA



Shown with Step Drawer (C1) - Overlay

✦ Entertainment TV Console Unit

Model # 6148-48

48" x 18" x 32" H

Model # 6148-54

54" x 18" x 32" H

Model # 6148-60

60¼" x 18" x 32" H



Shown with Premium Painted Finish

✦ Entertainment TV Console Unit

Model # 6149-48

48" x 18" x 32" H

Model # 6149-54

54" x 18" x 32" H

Model # 6149-60

60¼" x 18" x 32" H

Available with 2 Drawers instead of Adjustable Shelves Option: "DRWS"

AMERICAN CRAFTSMAN FURNITURE USA

✠ Anton TV Stand

Model # 9804-48

48" x 18" x 31" H

Model # 9804-54

54" x 18" x 31" H

Model # 9804-63

63" x 18" x 31" H

Model # 9804-70

70" x 18" x 31" H

Model # 9804-75

75" x 18" x 31" H

Model # 9804-80

80" x 18" x 31" H

Features:

*One Adjustable Shelf Behind each Door
2" Cord Hole in Back
Barn Floor Style*



✠ Pioneer TV Stand

Model # 9805-45

45" x 16 1/2" x 31" H

Model # 9805-51

51" x 16 1/2" x 31" H

Model # 9805-60

60" x 16 1/2" x 31" H

Model # 9805-67

67" x 16 1/2" x 31" H

Model # 9805-72

72" x 16 1/2" x 31" H

Model # 9805-77

77" x 16 1/2" x 31" H

Features:

*One Adjustable Shelf Behind each Door
2" Cord Hole in Back
Corner Brackets
Saw Mill Style*



✠ Urban TV Stand

Model # 9806-45

45" x 16 1/2" x 26" H

Model # 9806-51

51" x 16 1/2" x 26" H

Model # 9806-60

60" x 16 1/2" x 26" H

Model # 9806-67

67" x 16 1/2" x 26" H

Model # 9806-72

72" x 16 1/2" x 26" H

Model # 9806-77

77" x 16 1/2" x 26" H

Features:

*One Adjustable Shelf Behind each Door
2"x4" Oval Cord Hole in Back
Behind Glass Doors
Tinted Glass in Center Doors*



AMERICAN CRAFTSMAN FURNITURE USA



✦ Bookcases

Model # 6230-36 Small Bookcase
13" x 30" x 36" H

Model # 6230-60 Medium Bookcase
13" x 30" x 60" H

Model # 6230-84 Large Bookcase
13" x 30" x 84" H

Model # 6236-36 Small Bookcase
13" x 36" x 36" H

Model # 6236-60 Medium Bookcase
13" x 36" x 60" H

Model # 6236-84 Large Bookcase
13" x 36" x 84" H

Model # 6248-36 Small Bookcase
13" x 48" x 36" H

Model # 6248-60 Medium Bookcase
13" x 48" x 60" H

Model # 6248-84 Large Bookcase
13" x 48" x 84" H



If you are abutting the bookcases you must use the Plinth base. Please mark on the order which side will be abutting ("RF"-Right Facing, or "LF"-Left Facing). This will allow us to adjust the returns on the wall units.

AMERICAN CRAFTSMAN FURNITURE USA



Model #9701



Model #9702

✦ Sliding Door Bookcases

Model # 9701 4-Panel Sliding Glass Doors

46" x 14" x 54" H

2 Adjustable Shelves & Seedy Glass

Model # 9702 2-Panel Sliding Glass Doors

46" x 14" x 64" H

2 Storage Drawers, 4 adjustable shelves & Seedy Glass

Model # 9703 6-Panel Sliding Glass Doors

46" x 14" x 77" H

3 Adjustable Shelves & Seedy Glass



Model #9703

Shown with Premium Painted Finish

AMERICAN CRAFTSMAN FURNITURE USA



✦ Farmhouse Bookcases

- Model #9724-30 Farmhouse 24"x30" Bookcase
- Model #9724-36 Farmhouse 24"x36" Bookcase
- Model #9724-48 Farmhouse 24"x48" Bookcase
- Model #9724-60 Farmhouse 24"x60" Bookcase
- Model #9724-72 Farmhouse 24"x72" Bookcase
- Model #9724-84 Farmhouse 24"x84" Bookcase
- Model #9736-30 Farmhouse 36"x30" Bookcase
- Model #9736-36 Farmhouse 36"x36" Bookcase
- Model #9736-48 Farmhouse 36"x48" Bookcase
- Model #9736-60 Farmhouse 36"x60" Bookcase
- Model #9736-72 Farmhouse 36"x72" Bookcase
- Model #9736-84 Farmhouse 36"x84" Bookcase
- Model #9748-30 Farmhouse 48"x30" Bookcase
- Model #9748-48 Farmhouse 48"x48" Bookcase
- Model #9748-72 Farmhouse 48"x72" Bookcase

*Shown with optional wood doors,
with B2- Bead Board "Farmhouse Door"*

Shown with Premium Painted Finish




AMERICAN CRAFTSMAN FURNITURE USA

A - TOP & TABLE EDGE OPTIONS



A1 - Step Top



A2 - Square Top



A3 - Cove Top



A4 - Rounded Top



A5 - Undercut Top

AMERICAN CRAFTSMAN FURNITURE USA

B - DOOR & BED PANEL OPTIONS



B1 - Flat Panel Door or Bed Panel



B2 - Bead Board Door or Bed Panel



B3 - Raised Panel Door or Bed Panel



B4 - Metro Door or Bed Panel



B5 - Mission Door or Bed Panel



B6 - Country French Door or Bed Panel



B7 - Nantucket Door or Bed Panel



B8 - Santa Fe Door or Bed Panel

Inset Doors-I Overlap Doors-O - Standard Door matches the Drawer Style unless specified

AMERICAN CRAFTSMAN FURNITURE USA

C - DRAWER OPTIONS



C1 - Step Drawer



C2 - Ogee Edge Drawer



C3 - Rounded Drawer
(Inset or Overlay)



C4 - Beaded Drawer
(Inset or Overlay)




C5 - Square Drawer
(Inset or Overlay)



F11 - Soft Close Full Extension
Drawer Option

AMERICAN CRAFTSMAN FURNITURE USA

D - HARDWARE OPTIONS



D1 - Contempo Bail



D2 - Pewter Drop Bail



D3 - Ant. Brass Drop Bail



D4 - Silver Knob



D5 - Pewter Knob



D6 - Ant. Brass Knob



D7 - Silver Shell Pull



D8 - Pewter Shell Pull



D9 - Brass Shell Pull



D10 (a)
Country French
Door Pull



D10 (c)
Country French



D13 - Large
Shaker Wood
Knob



D14 - Small
Shaker Wood
Knob



D10 (b)
Country French

D15 - Delgado Hardware



D15(a)



D15(b)

D11(a)



D11 - Mission Hardware



D11(b)



D11(c)

AMERICAN CRAFTSMAN FURNITURE USA

E - BASE OPTIONS



E1 - Tapered Foot Base



E2 - Bracket Foot Base




E3 - Country French Base



E4 - Ogee Foot Base



E5 - Bun Foot Base



E6 - Plinth Base



E7 - Crescent Base

(available on bedroom pieces only)

AMERICAN CRAFTSMAN FURNITURE USA

F - LEG OPTIONS



F1 - Saber Leg



F2 - Turned Leg



F3 - Casual Leg



F4 - Cottage Leg



F5 - Queen Ann Leg



F7 - Country French Leg



F8 - Mission Leg



F9 - PB Leg



F9(a) - PB 5x5 Leg



F10 - Farm Leg



F11 - Cambridge Leg



F12 - Twisted Leg



F13 - Lexington Leg

AMERICAN CRAFTSMAN FURNITURE USA

F - PEDESTAL OPTIONS

Additional charges for these pedestals (see price list for pricing).



F10(a) - Traditional Pedestal "TP"



F10(b) - Provence Pedestal "PP"



F10(c) - Country French Pedestal "CFP"



F10(d) - Boston Pedestal "BP"



F10(f) - Hearthstone Pedestal "HP"



F10(g) - Woodbridge Pedestal "WP"



F10(h) - Luca Pedestal "LP"



F10(i) - Armand Pedestal "AP"



F10(j) - Frances Pedestal "FP"

AVAILABLE AS SINGLE OR DOUBLE PEDESTAL ON TABLES

AMERICAN CRAFTSMAN FURNITURE USA

G - OPTIONS



Gear Slides Are Available




Hand Planing




Silverware Drawer Insert



Solid Tongue and Groove Backs



Mirror Back Display



Mullion Glass Doors

H - Nail Options

7/16" Styles



Antique



Antique Brass



Brass



Nickel



Old Brass



Old Gold Z



Oxford



Pewter



Black



Natural



Nickel



Old Brass



Old Gold Z



Oxford



Pewter

AMERICAN CRAFTSMAN FURNITURE USA


SOLID CHERRY WOOD FINISHES



NC - Natural




SC - Shenandoah




LC - Lexington


Like all fruit trees, cherry belongs to the rose family and was used as early as 400 B.C. by the Greeks and Romans for furniture making. Cherry helped define American traditional design because Colonial cabinetmakers recognized its superior woodworking qualities. Today, cherry helps define Shaker, Mission and Country styling. The wood from the cherry tree can be described in a single word: *beautiful*.



WC - Williamsburg




CC - Cappuccino



AC - Autumn




ASC - Antique Slate



WSC - Warm Spice

SOLID QUARTERSAWN WHITE OAK



QS-CO - Clear



QS-FO - Fall



QS-HO - Honey




QS-VO - Valley



QS-GO - Golden



QS-TO - Tavern



QS-MO - Mocha



QS-AS - Antique Slate



QS-WS - Warm Spice

FINISHES AVAILABLE DISTRESSED


- *Medium Distressing* - "MD"
- *Heavy Distressing* - "HD"

Quartersawn Oak is one of the hallmarks of the Arts & Crafts and Prairie styles. At the sawmill, the log is first split into four quarters (hence the name 'quarter-sawn'), then cut on the diagonal from the center of the tree out toward the edges. Gustav Stickley chose it because it is stronger, less prone to checking, warping & splitting and it has a more refined grain pattern. This brings us to one of the main reasons quartersawn is sought after- its grain pattern.

AMERICAN CRAFTSMAN FURNITURE USA

SOLID OAK WOOD FINISHES

The oaks-red and white-are the most abundant U.S. hardwood species. It would be difficult to name a wood with a longer and more illustrious history in furnishings and interior design. Oak was a favorite of early English craftsmen and a prized material for American Colonists.



CO - Clear



FO - Fall



GO - Golden



MO - Mocha




TO - Tavern




HO - Honey Oak



VO - Valley



ASO - Antique Slate



WSO - Warm Spice

SOLID MAPLE WOOD FINISHES



PM - Pure Maple



BM - Butternut Maple




CM - Colonial Maple




CCM - Concord Maple




PKM - Pumpkin Maple



JM - Java Maple



ASM - Antique Slate



WSM - Warm Spice

FINISHES AVAILABLE DISTRESSED

- *Medium Distressing* - "MD"
- *Heavy Distressing* - "HD"

The American species of maple are divided into two groups: Hard maple, which includes sugar and black maple and soft maple, which includes red and silver maple. Until the turn of the century, the heels of women's shoes were made from maple, as were airplane propellers in the 1920s. Maple has been a favorite of American furniture makers since early Colonial days. Hard maple is the standard wood for cutting boards because it imparts no taste to food and holds up well.

AMERICAN CRAFTSMAN FURNITURE USA

SOLID RUSTIC CHERRY WOOD FINISHES



ARC - Autumn Rustic
Cherry

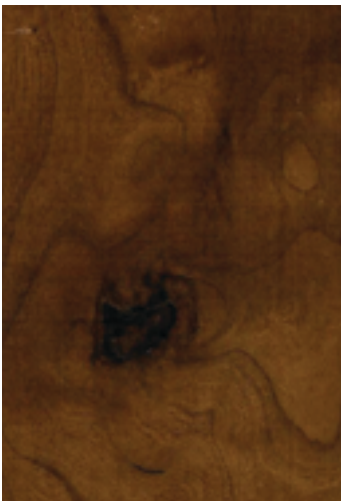


CRC - Cappuccino Rustic Cherry



LRC - Lexington Rustic Cherry

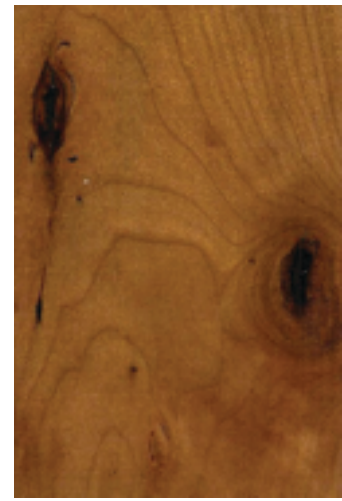
Cherry is most often chosen for its elegant grain patterns and sophisticated look, but Rustic Cherry reveals another dimension to this surprisingly versatile wood. With a higher tolerance for grain variation, knots and mineral marks, these imperfections that give our Rustic Cherry warmth and character.



SRC - Shenandoah Rustic Cherry



WRC - Williamsburg Rustic
Cherry



NRC - Natural Rustic
Cherry

AMERICAN CRAFTSMAN FURNITURE USA

SOLID TIGER MAPLE WOOD FINISHES



BTM - Butternut Tiger Maple



CTM - Colonial Tiger Maple



CCTM - Concord Tiger Maple



PKTM - Pumpkin Tiger Maple



JTM - Java Tiger Maple




PTM - Pure Tiger Maple

SOLID WALNUT WOOD FINISHES



TW - Traditional Walnut



NW - Nude Walnut

Tiger Maple, is a figured wood. The grain of the wood grows in a distinctive wave pattern. It is not clear what causes this rare defect but when tiger maple is sawed across that grain an iridescent striping is revealed in the face of the plank.

Walnut lumber is used for fine furniture, architectural woodwork, musical instruments, decorative panels and interior trim. Its stability and shock resistance make it the wood of choice for gun stocks.

FINISHES AVAILABLE DISTRESSED

- *Medium Distressing - "MD"*
- *Heavy Distressing - "HD"*

AMERICAN CRAFTSMAN FURNITURE USA

PAINTED FINISHES



R-WG - Rubbed Wedgewood



R-BR - Rubbed Barn Red



R-S - Rubbed Sage



R-E - Rubbed Eggshell



S-BG - Solid Beige



R-H - Rubbed Hunter



R-BL - Rubbed Blue



R-BLK - Rubbed Black



S-M - Solid Metropolitan



S-W - Solid White

FINISHES

- Solid Color - **S**
- Rubbed - **R**

AMERICAN CRAFTSMAN FURNITURE USA


QUALITY DETAILS




Beveled Glass



Curio End Panels



Concealed Hinges



Touch Light Switch



Dovetailed Drawers



Concealed Under
Drawer Easy
Opening Slides



Plate Grooved
Glass Shelves



Recessed Lights



Bed Slats are Dovetailed into
the Bed Rails

Your American Craftsman Furniture purchase comes with a 15-year limited warranty after purchase. This warranty is valid during normal household use. Should you, the original purchaser, find defects in workmanship, material or construction, please notify the retailer where you originally purchased the furniture, or an authorized American Craftsman Furniture Retailer, and American Craftsman will repair or replace it at its option.

Please note:

All furniture is custom made to your specifications and can not be canceled or changed once production has started.

How to design your own dream Furniture

American Craftsman believes that your furniture should be as unique as you are!
Here is the easy five step process to design your Furniture.

Step One - Select the Wood and Finish

Choose from Maple, Oak or Cherry, Quartersawn Oak, Rustic Cherry, Tiger Maple and Walnut. Combine two woods or select the finish, paint or a combination.

Step Two - Select the Top Profile

Choose from the choice of Top Edge treatments for your Table, Buffet, Bedroom or Occasional furniture.

Step Three - Select the Door and/or Drawer Style

Choose from a Inset or Overlapping Drawer.

Design your door, or bed panel from our selection of panels.

Perhaps a Raised Panel Door with Lapped Drawers the choice is yours.

Step Four - Select the Hardware

This means that you can choose from our selection of Drawer and Door Hardware or use the your own. Give your furniture your personal signature.

Step Five - Select the Base

The final step of personalization allows you to create a "Country French", "Traditional", "Country", "Casual" or "Modern" furniture look.

The Best Part:

Regardless of the top, drawer, door, hardware and base that you choose, the price stays the same. Each piece of furniture is hand-signed and dated by the craftsman who made it exclusively for you!

AMERICAN CRAFTSMAN FURNITURE USA

American-made Custom Furniture

POST OFFICE BOX 99

Mt Hope, OH 44660

Ph: 603.897.5898 • Fax: 330.674.2451 • Email: info@amercraftsman.com